

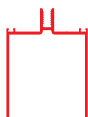


CATÁLOGO  
 **RAESA**<sup>®</sup>  
DIVISIÓN PERFILES DE ALUMINIO

**CATÁLOGO**  
MANUAL I - Línea 3040

## INDICE

3040 / 74 - pág 1  
 Columna de 60 mm.



3040 / 29 - pág 1  
 Columna de 100 mm.



3040 / 78 - pág 1  
 Tapa



3040 / 79 - pág 1  
 Prensa vidrio



3040 / 71 - pág 2  
 Columna de 180 mm.



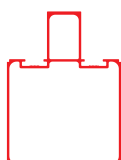
3040 / 80 - pág 2  
 Tapa Recta



3040 / 81- pág 2  
 Portador p / estructura




3040 / 39 - pág 3  
 Columna



3040 / 47 - pág 3  
 Media columna



3040 / 26 - pág 3  
 Columna reforzada



3040 / 15 - pág 4  
 Hoja vidrio estruct.



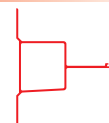
3040 / 49 - pág 4  
 Complemento rótula



3040 / 67 - pág 4  
 Rótula



3040 / 46 - pág 4  
 Travesaño



3040 / 52- pág 4  
 Terminación Inf. y Sup.



3040 / 100 - pág 5  
 Fijación Horizontal



3040 / 101 - pág 5  
 Refuerzo



3040 / 86 - pág 6  
 Travesaño Techo Vidriado



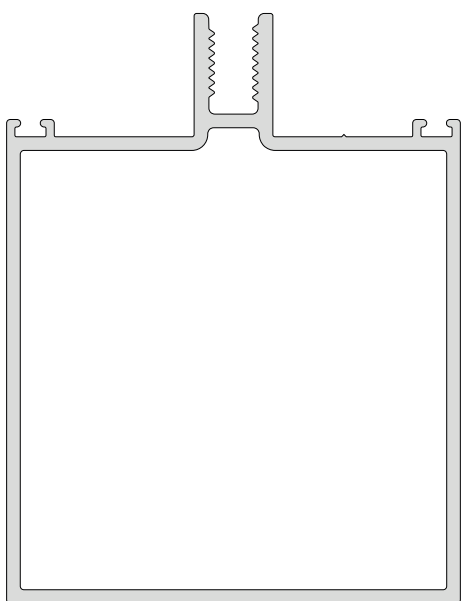
3040 / 87 - pág 6  
 Tapa Larguero



3040 / 89 - pág 6  
 Cubre Tornillo




60x78 mm



**3040 / 74**

Columna de 60 mm.  
 1.366 grs / mt.  
 4 barras de 6.000 mm.



**3040 / 29**

Columna de 100 mm.  
 1.882 grs / mt.  
 2 barras 6.000 mm.




**3040 / 78**

Tapa  
 378 grs / mt.  
 6 barras de 6.000 mm.




**3040 / 79**

Prensa vidrio  
 470 grs / mt.  
 6 barras de 6.000 mm.



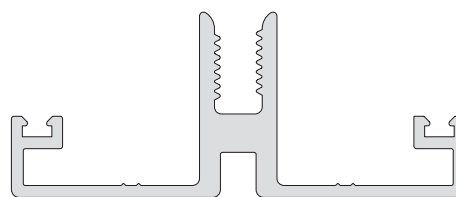
**3040 / 71**

Columna de 180 mm.  
3.259 grs / mt.  
1 barra 6.000 mm.



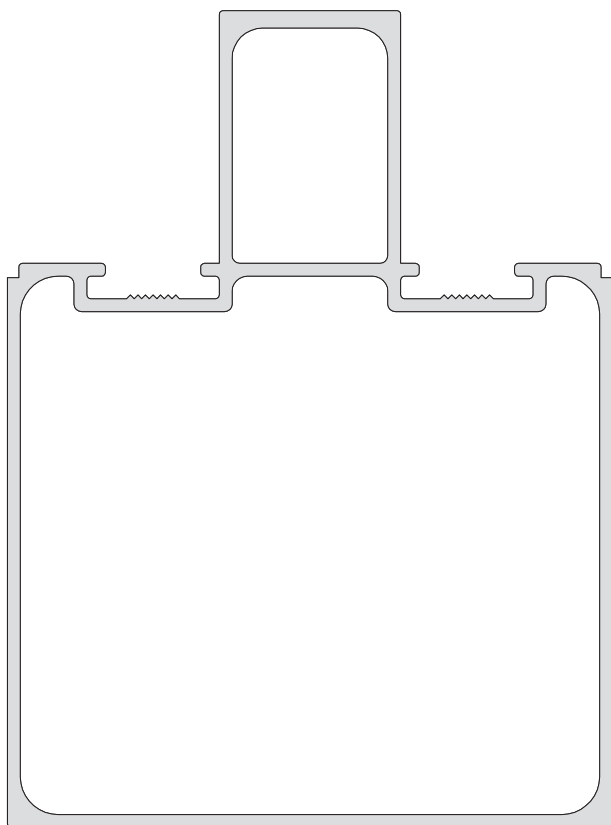
**3040 / 80**

Tapa Recta  
330 grs / mt.



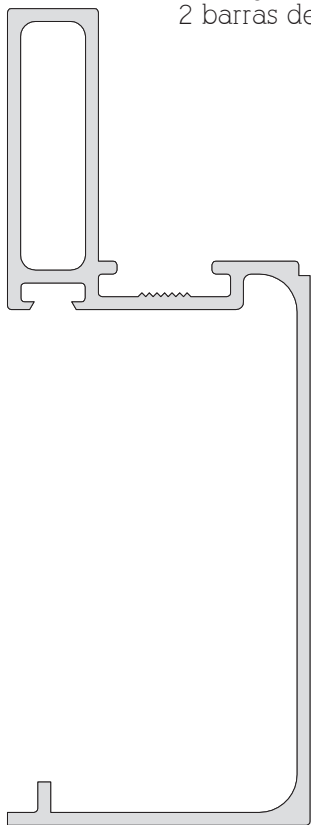
**3040 / 81**

Portador p / estructura  
Independiente / larguero Techo  
721 grs / mt.




3040 / 39

Columna  
2.028 grs / mt.  
2 barras de 6.150 mm.



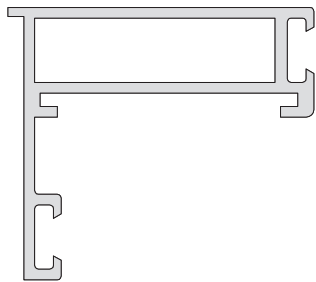
3040 / 47

Media columna  
1.191 grs / mt.  
4 barras 6.150 mm.



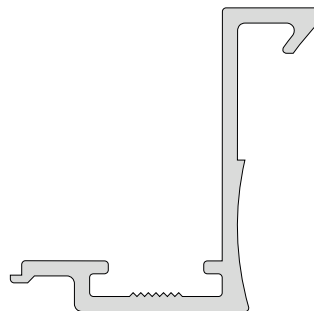
3040 / 26

Columna reforzada  
3.424 grs / mt.  
2 barras de 6.150 mm.



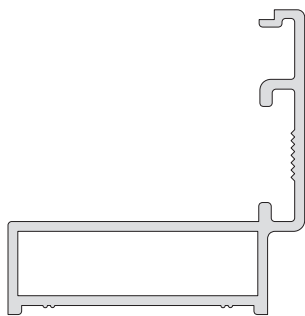
**3040 / 15**

Hoja vidrio estruct.  
 543 grs / mt.  
 9 barras 6.150 mm.




**3040 / 49**

Complemento rótula  
 527 grs / mt.  
 10 barras 6.150 mm.



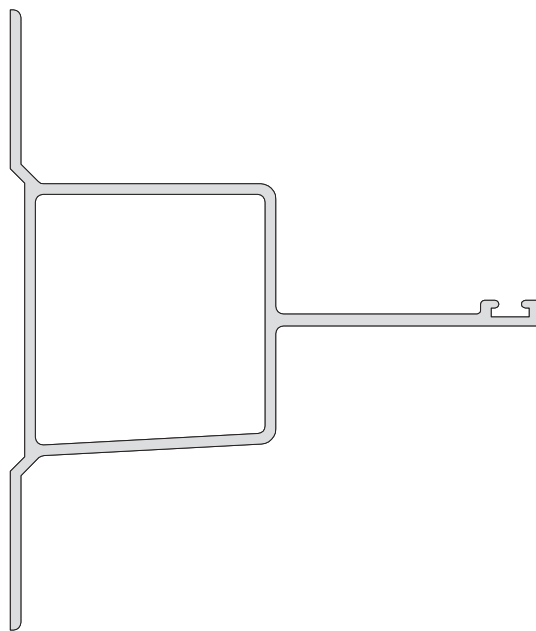
**3040 / 52**

Terminacion Inf. y Sup.  
 486 grs / mt.




**3040 / 67**

Rótula  
 1.850 grs / mt.  
 2 barras 6.150 mm.




**3040 / 46**

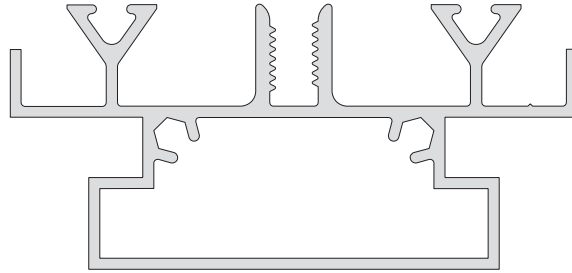
Travesaño  
 840 grs / mt.  
 5 barras 6.150 mm.



3040 / 100  
Fijación Horizontal  
3866 grs / mt.



3040 / 101  
Refuerzo  
1401 grs / mt.



3040 / 86  
Travesaño Techo Vidriado  
1234 grs / mt.



3040 / 87  
Tapa Larguero  
488 grs / mt.



3040 / 89  
Cubre Tornillo  
116 grs / mt.